



Dear Families,

Incoming second graders are required to complete the following summer assignments:

1. Summer Learning Mats
2. Reading Challenge/ Book Log
3. Math Facts - XtraMath.org (10 minutes 3 days/week)

### **Summer Learning Mats:**

These quick and engaging summer learning mats are designed to keep your child learning over the summer. The tasks can be completed by your child independently or with your guidance. Your child will have a daily in math and ELA. Throughout the week your child will also work to complete their "Three-In-A-Row" board. Your child can strive for getting three tasks completed in a row or go for a complete "blackout." There is a built-in reading incentive on the mat as well. Please attach any papers used to complete the activities to each learning mat.

### **Reading Challenge:**

We do **A LOT** of reading in second grade, so it is important that students get into the habit over the summer. Enclosed you will find a fun reading challenge and a book log for your child to complete over the summer. What creative ideas can your child add to the reading bucket list? His/her goal is to read for 15-20 minutes a day. I can't wait to see which books my students like and how many books they can read!

### **Math Facts:**

To help keep their math facts knowledge strong and ready for next year I'm asking incoming second graders to practice their math facts for 10 minutes a day using [xtramath.com](http://xtramath.com) for a minimum of 3 days a week. XtraMath is a timed 10-minute activity and

the website will log you out when the practice has been completed. Your child should be familiar with the program from first grade. You will be e-mailed log-in information.

**Enrichment Activity:**

An optional enrichment activity is to complete the **30-Day Writing Challenge**. Students should make sure they are using the punctuation, capitalization, and spelling rules they've learned in first grade. They do not need to complete the challenge on consecutive days. You can spread it out over the summer.

Thank you so much for your help in making your child's education a priority this summer. I hope you have a wonderful summer and look forward to seeing you in August at the start of second grade.

Happy Summer!

Ms. McAllister

[mmcallister@stjohnschoolgv.org](mailto:mmcallister@stjohnschoolgv.org)



# You're on your way to Second

The information provided below is designed to help you make sure that your child has the skills to be ready for second grade.

## You bet I'm ready for Second Grade!

### ELA Skills: Can they...

- \_\_\_ Blend and segment one syllable words, including consonant blends (clap, /cl/ /ă/ /p/)?
- \_\_\_ Identify the beginning, middle and final sounds (phonemes) in single syllable words?
- \_\_\_ Recognize the sounds for vowel teams, diphthongs, and magic e words (e.g., ai, ay, oa, oi, oy, a-e, etc.)?
- \_\_\_ Retell stories and answer questions with details about the characters, settings, and major events?
- \_\_\_ Read basic sight words?
- \_\_\_ Write 3-5 sentences with a capital, spacing between words and punctuation at the end?
- \_\_\_ Use verbs to convey the past, present, and future?
- \_\_\_ Use adjectives, pronouns, and conjunctions?

### Math Skills: Can they...

- \_\_\_ Use addition and subtraction within 20 to solve word problems?
- \_\_\_ Solve addition problems with 3 addends?
- \_\_\_ Determine the unknown number in addition and subtraction ( $8 + ? = 11$ ,  $5 = ? - 3$ ,  $6 + 6 = ?$ )?
- \_\_\_ Count to 120, starting from any number?
- \_\_\_ Read and write any number within 100?
- \_\_\_ Identify which group has more/less within 100?
- \_\_\_ Order objects by length and weight?
- \_\_\_ Tell and write time in hours and half hours using analog and digital clocks?
- \_\_\_ Identify and describe 2D and 3D shapes?



## Additional Information

### Summer Slide

- Children lose 2-3 months of academic knowledge during the summer.
- To help with the summer slide, have your child work on ELA and math skills at least 1 hour daily.
- Go to the library and check out books or read while there.
- Limit screen time (computer, tablet, phone, video games).
- Take a walk. On the walk count objects, notice shapes, and just talk with your child.

### Educational Websites

- Funbrain.com
- Teachyourmonstertoread.com
- Abcya.com




# Summer Reading Log

school \_\_\_\_\_

student's name \_\_\_\_\_


teacher's name \_\_\_\_\_



Name of BOOK	# of pages	Parent's signature


# SUMMER BOOK CHALLENGE

- Read an informational book about animals
- Read an informational book about a different country
- Read a book about dinosaurs
- Read a book with talking animal characters
- Read a book about the ocean
- Read a mystery
- Read a magazine
- Read a fairytale
- Read a biography
- Read a realistic fiction book
- Read a comic book
- Read a poem
- Read a science fiction book
- Read a recipe
- Read a funny book
- Read a scary book



# SUMMER READING BUCKET LIST

- Read under the stars
- Read at the beach
- Read with a flashlight
- Read outside
- Read inside of a tent
- Read by the pool
- Read at the library
- Read at the park
- Read in your bed
- Read on a rainy day
- Read with a friend
- Read to a pet
- Read under a tree
- Read a book on the floor
- Read with your family
- Read by a campfire
- Read in the living room




# Summer Learning Mat: Week 1




<p><b>Move-Your-Fingers Monday</b></p>	<p><b>Teach-Me-That Tuesday</b></p>	<p><b>Whip-Up-A-Web Wednesday</b></p>	<p><b>Think-It-Out Thursday</b></p>	<p><b>Fast-N-Fluent Friday</b> <b>Math</b></p>																
<p>Today you will be moving those fingers as you recreate the broken hundreds chart and fill in the missing #'s.</p> <table border="1" data-bbox="998 94 1144 441"> <tr> <td>79</td> <td></td> <td>81</td> <td></td> </tr> <tr> <td>89</td> <td>90</td> <td></td> <td></td> </tr> <tr> <td></td> <td></td> <td>101</td> <td></td> </tr> <tr> <td></td> <td></td> <td></td> <td>102</td> </tr> </table>	79		81		89	90					101					102	<p>Today you will teach your parents how to show numbers using their place value of tens and ones. Illustrate the needed tens and ones rods and blocks for the following numbers: 71, 87, 65, 44, and 21. Next, order the numbers from least to greatest and then greatest to least.</p>	<p>Today you will be making a "ways to make 5" web. Write the number 5 in the middle of a paper. Then, draw lines coming from the 5 and write different ways to make 5. For example, 10-5, 20-5, etc.</p>	<p>Today you will work to create a fact family house for the following numbers: 4, 6, 10. Write the two addition and two subtraction statements.</p> <p>Next, think to solve this problem: <math>... + 6 + 6 = 10 + 4</math></p>	<p>Today you will work fast and fluently. Listen as your parent reads these math statements. Think and solve for the answer quickly: 10-5, 16-4, 12-2, 20-10, 14-7, 6+6, 9+3, 14-4, 20-5, and 14-9.</p>
79		81																		
89	90																			
		101																		
			102																	

<p><b>Move-Your-Fingers Monday</b></p>	<p><b>Tap-N-Write Tuesday</b></p>	<p><b>Whip-Up-A-Web Wednesday</b></p>	<p><b>Think-It-Out Thursday</b></p>	<p><b>Fast-N-Fluent Friday</b> <b>ELA</b></p>
<p>Today you will practice your handwriting skills. Write your capital and lowercase letters A-Z.</p>	<p>Today you will stretch and write a list of words. Read the following words, and have your child stretch and write the sounds they hear: blend, plate, chick, rich, flash, wrench, knob, boy, coin, and point.</p>	<p>Today you will be creating a web for the phonics sound "ch." Write the letters "ch" in the middle of your page and draw lines coming from the letters. On each line, write a word that starts with the /ch/ sound. You can add illustrations as well.</p>	<p>Today you will write an informational story about watermelons. Remember that an informational story is a story that gives facts. Begin by writing three facts about watermelons.</p>	<p>Today you will use the included sound chart. Tap and read each sound you see fluently.</p>



Directions: Color in a seed for every 20 minutes you read.



<p><b>Three-In-A-Row Board</b></p>		
<p>Count by 10's starting at 28.</p>	<p>Make a list of real world 3-D shapes in your house.</p>	<p>Read a story. Then describe the main character's actions.</p>
<p>Read these words: snail, skate, swing, scrub.</p>	<p>Write all the ways to make 10.</p>	<p>Make a list of words that rhyme with rash.</p>
<p>Write the expanded form for these numbers: 112, 75, 120.</p>	<p>Read a story with your best expression voice.</p>	<p>Write 5 words with the long a sound.</p>


# Summer Learning Mat: Week 2



<p><b>Move-Your-Fingers Monday</b></p> <p>Today you will be moving those fingers as you recreate the broken hundreds chart and fill in the missing #'s.</p> <table border="1"> <tr> <td></td> <td>98</td> <td></td> <td></td> </tr> <tr> <td>107</td> <td></td> <td>109</td> <td>110</td> </tr> <tr> <td></td> <td></td> <td></td> <td>120</td> </tr> </table>		98			107		109	110				120	<p><b>Teach-Me-That Tuesday</b></p> <p>Today you will teach your parents how to divide shapes into equal parts. Show them how to divide a triangle and rectangle into halves. Then show them how to divide a circle and square into quarters.</p>	<p><b>Whip-Up-A-Web Wednesday</b></p> <p>Today you will be making a "ways to make 61" web. Write the number 61 in the middle of a paper. Then, draw lines coming from the 61 and write different ways to make 61. For example, 60 and 1, 50 and 11, etc.</p>	<p><b>Think-It-Out Thursday</b></p> <p>Today you will work to create a Fact Family house for the following numbers: 22, 9, 13. Write the two addition and two subtraction statements.</p> <p>Next, think to solve this problem: <math>9 + \underline{\quad} = 13</math>; <math>9 - \underline{\quad} = 13</math>; <math>9</math></p>	<p><b>Fast-N-Fluent Friday</b></p> <p>Today you will work fast and fluently. Listen as your parent reads these math statements. Think and solve for the answer quickly: 100+10, 92-20, 59+10, 43+7, 72-2, 120-20.</p> <p style="text-align: right;"><b>Math</b></p>
	98															
107		109	110													
			120													

<p><b>Move-Your-Fingers Monday</b></p> <p>Today you will practice your CVC word writing skills. Write 20 CVC words with neat handwriting.</p>	<p><b>Top-N-Write Tuesday</b></p> <p>Today you will stretch and write a list of words. Read the following words, and have your child stretch and write the sounds they hear: frog, bread, fly, cloud, clock, blog, spill, slide, and scream.</p>	<p><b>Whip-Up-A-Web Wednesday</b></p> <p>Today you will be creating a web for the phonics sound "sh." Write the letters "sh" in the middle of your page and draw lines coming from the letters. On each line, write a word that starts with the /sh/ sound. You can add illustrations as well.</p>	<p><b>Think-It-Out Thursday</b></p> <p>Today you will write a narrative story about a time you went to the beach. If you haven't been to the beach, you can write about how you have seen it on the television or in a book. You will describe who was there and when you were there and what you did.</p>	<p><b>Fast-N-Fluent Friday</b></p> <p>Today you will use the included sound chart. Tap and read each sound you see fluently.</p> <p style="text-align: right;"><b>ELA</b></p>
---	--	--	--	---

Directions: Color in a shell for every 20 minutes you read.



<b>Three-In-A-Row Board</b>		
<p>Read a book. Then talk about the problem and solution in the story.</p>	<p>Tell how many tens and ones are in these numbers: 45, 96, 110, 25.</p>	<p>Show these digital times on an analog clock: 5:30, 10:30, 12:00.</p>
<p>Read a book and tell the main idea.</p>	<p>Read these words: feed, teeth, speed, need, week.</p>	<p>Grab three objects in your home and put them in order from longest to shortest.</p>
<p>Read these words and tell if they have short or long vowels: chat, kite, much, shop, chose.</p>	<p>Write 3 ways to make 25 cents.</p>	<p>Write 15 CVC words.</p>




# Summer Learning Mat: Week 3



<b>Move-Your-Fingers Monday</b>	<b>Teach-Me-That Tuesday</b>	<b>Whip-Up-A-Web Wednesday</b>	<b>Think-It-Out Thursday</b>	<b>Fast-N-Fluent Friday</b> <b>Math</b>									
<p>Today you will be moving those fingers as you recreate the broken hundreds chart and fill in the missing #s.</p> <table border="1" data-bbox="998 94 1144 441"> <tr> <td>35</td> <td></td> <td>38</td> </tr> <tr> <td>45</td> <td>47</td> <td></td> </tr> <tr> <td>55</td> <td>57</td> <td></td> </tr> </table>	35		38	45	47		55	57		<p>Today you will teach your parents how to add two digit numbers together. Use the problems below to teach them. Then make up your own problems for them to try out!</p> <p>45+3, 90+25, 24+6, 31+54</p>	<p>Today you will be making a "ways to make 103" web. Write the number 103 in the middle of a paper. Then, draw lines coming from the 103 and write different ways to make 103. For example, 90+13, 100-3, etc.</p>	<p>Today you will work to make number patterns by counting by 2s. Use the numbers below to start your pattern.</p> <p>11, 13, _____, _____          69, _____, 73, _____, _____          _____, 56, _____, 60, _____</p>	<p>Today you will work fast and fluently. Listen as your parent reads these math statements. Think and solve for the answer quickly: 100+40, 42-2, 64+9, 32+12, 16+6, 48-9.</p>
35		38											
45	47												
55	57												

<b>Move-Your-Fingers Monday</b>	<b>Tap-N-Write Tuesday</b>	<b>Whip-Up-A-Web Wednesday</b>	<b>Think-It-Out Thursday</b>	<b>Fast-N-Fluent Friday</b> <b>ELA</b>
<p>Today you will practice your handwriting skills. Unscramble the sentences, and write them using your best handwriting: giraffe a long has the neck and the saw swimming I fish</p>	<p>Today you will stretch and write a list of words. Read the following words and have your child stretch and write the sounds they hear: sniff, cluff, still, mess, spill, well, glass, flush</p>	<p>Today you will be creating a web for the phonics sound "th." Write the letters "th" in the middle of your page and draw lines coming from the letters. On each line, write a word that starts with the /th/ sound. You can add illustrations as well.</p>	<p>Today you will write a fiction story about you as a scuba diver deep, deep, deep in the ocean. You will need to state your character(s), setting, problem and solution. Your story will also need a beginning and an end.</p>	<p>Today you will use the included sound chart. Tap and read each sound you see fluently.</p>


Directions: Color in a fish for every 20 minutes you read.



## Three-In-A-Row Board

<p><b>Make a picture graph with 15 stars, some blue and some red.</b></p>	<p><b>Read these words: gave, again, once, could, fly.</b></p>	<p><b>Blend and read these words: ch/l/p, sn/l/p, fl/l/p.</b></p>
<p><b>The answer is 16. What is the subtraction problem?</b></p>	<p><b>Read a story. Then tell the events of the story in order.</b></p>	<p><b>Measure three things in your house using paper clips.</b></p>
<p><b>Write 10 words with blends.</b></p>	<p><b>Solve: 6+6, 12+12, 10+10, 8+8.</b></p>	<p><b>Read a story and compare/contrast two of the characters.</b></p>


# Summer Learning Mat: Week 4



<p><b>Move-Your-Fingers Monday</b></p>	<p><b>Teach-Me-That Tuesday</b></p>	<p><b>Whip-Up-A-Web Wednesday</b></p>	<p><b>Think-It-Out Thursday</b></p>	<p><b>Fast-N-Fluent Friday</b> <b>Math</b></p>												
<p>Today you will be moving those fingers as you tell 10 more and 10 less than the given number.</p> <table border="1" data-bbox="998 94 1144 441"> <tr> <td></td> <td>78</td> <td></td> <td>80</td> </tr> <tr> <td></td> <td>89</td> <td></td> <td>90</td> </tr> <tr> <td>97</td> <td>98</td> <td></td> <td></td> </tr> </table>		78		80		89		90	97	98			<p>Today you will teach your parents how to tell which number is greater than or less than and explain how you know. Remember to look at the tens to help you decide.</p> <p>52 and 69, 48 and 84, 20 and 12</p>	<p>Today you will be making a "Ways to make 57" web. Write the number 57 in the middle of a paper. Then, draw lines coming from the 57 and write different ways to make 57. For example, 46+9, 57+0, etc.</p>	<p>Today you will work to make number patterns by counting by 5s. Use the numbers below to start your pattern.</p> <p>15, 20, _____, _____          72, _____, 82, _____          _____, 47, _____, 57, _____</p>	<p>Today you will work fast and fluently. Listen as your parent reads these math statements. Think and solve for the answer quickly: 58+9, 19-21, 30+50, 100-70, 37-7, 46+19, 20-20.</p>
	78		80													
	89		90													
97	98															

<p><b>Move-Your-Fingers Monday</b></p>	<p><b>Tap-N-Write Tuesday</b></p>	<p><b>Whip-Up-A-Web Wednesday</b></p>	<p><b>Think-It-Out Thursday</b></p>	<p><b>Fast-N-Fluent Friday</b> <b>ELA</b></p>
<p>Today you will practice your CVCe word writing skills. Write 20 CVCe words with neat handwriting.</p>	<p>Today you will stretch and write a list of words. Read the following words, and have your child stretch and write the sounds they hear: grab, grass, crab, crash, crave, drill, drag, grin, drop, and dress.</p>	<p>Today you will be creating a web for the phonics sound "wh." Write the letters "wh" in the middle of your page and draw lines coming from the letters. On each line, write a word that starts with the /wh/ sound. You can add illustrations as well.</p>	<p>Today you will write a how-to story about eating ice cream. A how-to story teaches someone the steps they should take to do something. You can number the steps and use words like: first, next, then and last.</p>	<p>Today you will use the included sound chart. Tap and read each sound you see fluently.</p>

Directions: Color in a scoop for every 20 minutes you read.



## Three-In-A-Row Board

<p>Count backwards from 100-70.</p>	<p>Go on a 3D shape hunt and make a list of all the 3D shapes you see.</p>	<p>Write 10 "th" words.</p>
<p>Make a sandwich and cut it into quarters. Give your parent one quarter.</p>	<p>Tell the difference between for and four.</p>	<p>Use fruit snacks and graph the colors. Find which color is the most common.</p>
<p>Tell the difference between a circle and a sphere.</p>	<p>Tell the two words each contraction uses: can't, won't, they've, how'd.</p>	<p>Read these words: grip, primp, crop, prop.</p>


# Summer Learning Mat: Week 5



<p><b>Move-Your-Fingers Monday</b></p>	<p><b>Teach-Me-That Tuesday</b></p>	<p><b>Whip-Up-A-Web Wednesday</b></p>	<p><b>Think-It-Out Thursday</b></p>	<p><b>Fast-N-Fluent Friday</b> <b>Math</b></p>												
<p>Today you will be moving those fingers as you tell 10 more and 10 less than the given number.</p> <table border="1" data-bbox="998 94 1144 441"> <tr> <td></td> <td>88</td> <td></td> <td>90</td> </tr> <tr> <td>107</td> <td></td> <td>109</td> <td>110</td> </tr> <tr> <td>117</td> <td>118</td> <td></td> <td></td> </tr> </table>		88		90	107		109	110	117	118			<p>Today you will teach your parents how to show numbers using their place value of tens and ones. Illustrate the needed tens and ones rods and blocks for the following numbers: 102, 49, 35, 76, and 62. Next, order the numbers from least to greatest and then greatest to least.</p>	<p>Today you will be making a "ways to make 86" web. Write the number 86 in the middle of a paper. Then, draw lines coming from the 86 and write different ways to make 86. For example, 74+5, 80+6, etc.</p>	<p>Today you will work to create equal parts in different shapes. Use the shapes below and draw the different ways to make halves, thirds, and quarters. *circle, rectangle, and square</p>	<p>Today you will work fast and fluently. Listen as your parent reads these math statements. Think and solve for the answer quickly: 69+2, 40+7, 25+2, 52-6, 25-10, 40-7.</p>
	88		90													
107		109	110													
117	118															

<p><b>Move-Your-Fingers Monday</b></p>	<p><b>Tap-N-Write Tuesday</b></p>	<p><b>Whip-Up-A-Web Wednesday</b></p>	<p><b>Think-It-Out Thursday</b></p>	<p><b>Fast-N-Fluent Friday</b> <b>ELA</b></p>
<p>Today you will practice your digraph word writing skills. Write 20 digraph words with neat handwriting.</p>	<p>Today you will stretch and write a list of words. Read the following words, and have your child stretch and write the sounds they hear: prom, trip, press, trap, brass, fresh, trot, frog, track, grill, thick, track.</p>	<p>Today you will be creating a web for the phonics sound "ph." Write the letters "ph" in the middle of your page and draw lines coming from the letters. On each line, write a word that starts with the /ph/ sound. You can add illustrations as well.</p>	<p>Today you will write an opinion story. Do you like lemonade? Write an opinion story that explains why you like lemonade or why you do not like lemonade. You will add 3 reasons to back up your opinion.</p>	<p>Today you will use the included sound chart. Tap and read each sound you see fluently.</p>

Directions: Color in a lemon for every 20 minutes you read.



<p><b>Three-In-A-Row Board</b></p>		
<p>Write 10 "sh" words.</p>	<p>The answer is 56. What is the addition problem?</p>	<p>Read a book and tell the setting of the story.</p>
<p>Put these numbers in order from greatest to least: 104, 120, 102.</p>	<p>Tell the two words each contraction uses: I'm, couldn't, should've, can't.</p>	<p>Count aloud by 2's from 37 to 69.</p>
<p>Write these numbers with base value blocks: 58, 30, 22, 109.</p>	<p>Look at the analog clock in your house and write the digital time.</p>	<p>Read these words: coin, cowboy, spoil, play.</p>

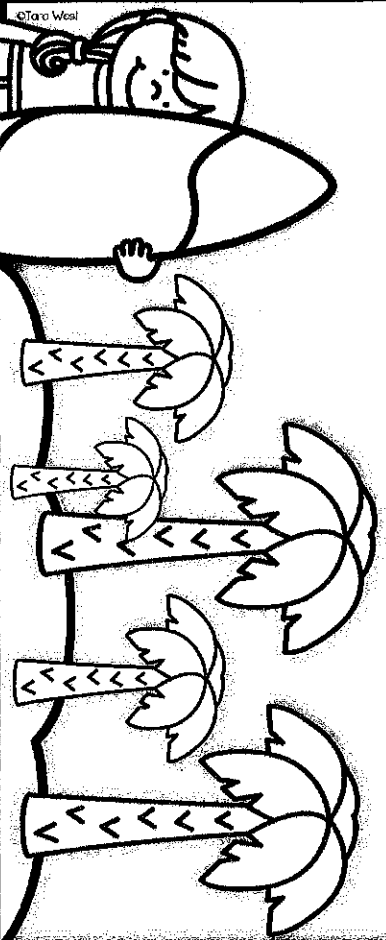
# Summer Learning Mat: Week 6



<b>Move-Your-Fingers Monday</b>	<b>Teach-Me-That Tuesday</b>	<b>Whip-Up-A-Web Wednesday</b>	<b>Think-It-Out Thursday</b>	<b>Fast-N-Fluent Friday</b> <b>Math</b>												
<p>Today you will be moving those fingers as you recreate the broken hundreds chart and fill in the missing #'s.</p> <table border="1" data-bbox="998 94 1144 451"> <tr> <td></td> <td>103</td> <td></td> <td>105</td> </tr> <tr> <td>112</td> <td>113</td> <td>114</td> <td></td> </tr> <tr> <td></td> <td></td> <td>124</td> <td></td> </tr> </table>		103		105	112	113	114				124		<p>Today you will teach your parents how to divide shapes into equal parts. Show them how to divide a circle and rhombus into halves. Then show them how to divide a rectangle and square into thirds.</p>	<p>Today you will be making a -ways to make 120- web. Write the number 120 in the middle of a paper. Then, draw lines coming from the 120 and write different ways to make 120. For example, 100+20, 94+29, etc.</p>	<p>Today you will work to create a fact family house for the following numbers: 60, 39, 21. Write the two addition and two subtraction statements.</p> <p>Next, think to solve this problem: <math>24 + \underline{\quad} = 54</math> or <math>10</math></p>	<p>Today you will work fast and fluently. Listen as your parent reads these math statements. Think and solve for the answer quickly: 20+29, 34+10, 60-15, 40-10, 22+28.</p>
	103		105													
112	113	114														
		124														

<b>Move-Your-Fingers Monday</b>	<b>Tap-N-Write Tuesday</b>	<b>Whip-Up-A-Web Wednesday</b>	<b>Think-It-Out Thursday</b>	<b>Fast-N-Fluent Friday</b> <b>ELA</b>
<p>Today you will practice your blend words writing skills. Write 20 blend words with neat handwriting.</p>	<p>Today you will stretch and write a list of words. Read the following words, and have your child stretch and write the sounds they hear: throw, tie, toe, haul, broke, path, pie, poppie, straw, and chop.</p>	<p>Today you will be creating a web for the phonics sound "ch." Write the letters "ch" in the middle of your page and draw lines coming from the letters. On each line, write a word that ends with the /ch/ sound. You can add illustrations as well.</p>	<p>Today you will write a persuasive story. You will write a letter persuading a family member to take you to the beach. You will state three reasons to back up your persuasive story.</p>	<p>Today you will use the included sound chart. Tap and read each sound you see fluently.</p>

Directions: Color in a palm tree for every 20 minutes you read.



<b>Three-In-A-Row Board</b>			
Count aloud by 10's starting at 69.	Tell how many syllables are in these words: basket, shampoo, lady.	Tell 10 less and 10 more than these numbers: 15, 38, 71.	
Solve: 16-6, 79-q, 40-10, 38-8.	Solve and explain: $9+1=8$ .	Read these words: light, right, write.	
Read a book and describe the main character.	Write 10 CVCE words.	Tell the root word in these: unhappy, thankful, player.	

# Summer Learning Mat: Week 7



**Move-Your-Fingers  
Monday**

Today you will be moving those fingers as you tell 10 more and 10 less than the given number.

	39	
47	48	49
	58	50

**Teach-Me-That  
Tuesday**

Today you will teach your parents how to add two digit numbers together. Use the problems below to teach them. Then, make up your own problems for them to try out!  
7+32, 80-20, 9+41

**Whip-Up-A-Web  
Wednesday**

Today you will be making a "ways to make 98" web. Write the number 98 in the middle of a paper. Then, draw lines coming from the 98 and write different ways to make 98. For example, 100-2, 90+8, etc.

**Think-It-Out  
Thursday**

Today you will work to find different 2D shapes around your house. Try to find these shapes around your house and make a list:  
Circle, rhombus, triangle, hexagon, rectangle, pentagon, trapezoid, and square.  
For extra fun, try to locate 2D shapes outside!

**Fast-N-Fluent  
Friday** **Math**

Today you will work fast and fluently. Listen as your parent reads these math statements. Think and solve for the answer quickly: 10+10, 13-7, 15-5, 8+2, 9+1, 20-0, 6+1.

**Move-Your-Fingers  
Monday**

Today you will practice your vowel team words writing skills. Write 20 vowel team words with neat handwriting.

**Tap-N-Write  
Tuesday**

Today you will stretch and write a list of words. Read the following words, and have your child stretch and write the sounds they hear: muffin, contest, pass, peck, wish, thin, hush, duck.

**Whip-Up-A-Web  
Wednesday**

Today you will be creating a web for the phonics sound "ck." Write the letters "ck" in the middle of your page and draw lines coming from the letters. On each line, write a word that ends with the /ck/ sound. You can add illustrations as well.


**Think-It-Out  
Thursday**

Today you will write a narrative story about a time you had fun in the sun. You will describe where you were, who was there and what you did.

**Fast-N-Fluent  
Friday** **ELA**

Today you will use the included sound chart. Tap and read each sound you see fluently.

Directions: Color in a pair of sunglasses for every 20 minutes you read.



## Three-In-A-Row Board

Show how many tens and ones are in each number: 16, 50, 28, 36.

Solve Mentally: 57-10, 46+20, 83-30.

Read these words: dash, such, gush, thing, chug.

Read a book and describe all the characters in the story.

Write 10 "ch" words.

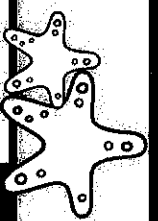
Count aloud by 5's starting at 35.

Hunt for cylinders in your house.

Tell how many syllables are in these words: fly, tick, table, backpack.

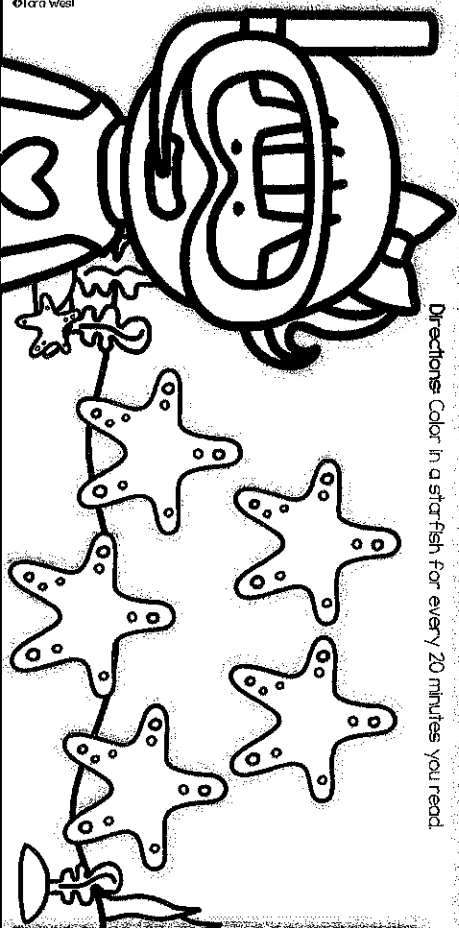
Find the unknown: .....+6=15.

# Summer Learning Mat: Week 8



<p><b>Move-Your-Fingers Monday</b></p>	<p><b>Teach-Me-That Tuesday</b></p>	<p><b>Whip-Up-A-Web Wednesday</b></p>	<p><b>Think-It-Out Thursday</b></p>	<p><b>Fast-N-Fluent Friday</b> <b>Math</b></p>												
<p>Today you will be moving those fingers as you recreate the broken hundreds chart and fill in the missing #'s.</p> <table border="1" data-bbox="998 94 1144 441"> <tr> <td>57</td> <td></td> <td></td> <td></td> </tr> <tr> <td>67</td> <td></td> <td>69</td> <td>70</td> </tr> <tr> <td></td> <td>78</td> <td>79</td> <td></td> </tr> </table>	57				67		69	70		78	79		<p>Today you will teach your parents how to tell which number is greater than or less than and explain how you know. Remember to look at the tens to help you decide.</p> <p>30 and 45, 100 and 10, 64 and 53</p>	<p>Today you will be making a "ways to make 55" web. Write the number 55 in the middle of a paper. Then, draw lines coming from the 55 and write different ways to make 55. For example, 60-5, 15+40, etc.</p>	<p>Today you will work to find different 3D shapes around your house. Try to find these shapes around your house and make a list: Rectangular prism, pyramid, sphere, cylinder, cube, and cone. For extra fun, try to locate 3D shapes outside!</p>	<p>Today you will work fast and fluently. Listen as your parent reads these math statements. Think and solve for the answer quickly: 16-3, 17+2, 8+6, 7-9, 17-7, 15+3, 12-6, 18+1, 14-6.</p>
57																
67		69	70													
	78	79														


<p><b>Move-Your-Fingers Monday</b></p>	<p><b>Tap-N-Write Tuesday</b></p>	<p><b>Whip-Up-A-Web Wednesday</b></p>	<p><b>Think-It-Out Thursday</b></p>	<p><b>Fast-N-Fluent Friday</b> <b>ELA</b></p>
<p>Today you will practice your long and short vowel words writing skills. Write 10 short vowel words and 10 long vowel words with neat handwriting.</p>	<p>Today you will stretch and write a list of words. Read the following words, and have your child stretch and write the sounds they hear: tune, duke, cube, phone, nose, code.</p>	<p>Today you will be creating a web for the phonics sound "oi." Write the letters "oi" in the middle of your page and draw lines coming from the letters. On each line, write a word that ends with the /oi/ sound. You can add illustrations as well.</p>	<p>Today you will write an informational story about the ocean. Remember that an informational story is a story that gives facts. Begin by writing three facts about the ocean.</p>	<p>Today you will use the included sound chart. Tap and read each sound you see fluently.</p>



Directions: Color in a starfish for every 20 minutes you read.

<p><b>Three-In-A-Row Board</b></p>		
<p>Read a story and identify who is telling the story.</p>	<p>Write 10 digraph words.</p>	<p>Show 2 different ways to add 8+5.</p>
<p>Write 3 ways to make 75 cents.</p>	<p>Tell the root word in these: helpful, rewrite, undone.</p>	<p>Count backwards from 89-55.</p>
<p>Count how many spheres are in your house.</p>	<p>Make a schedule of your day and write the time for each event.</p>	<p>Make a list of 10 adjectives.</p>


Name: \_\_\_\_\_



my

SUMMER  
WRITING

challenge



# Day 1: Journal Entry

Day 1

Pretend that you were walking home on your last day of school and you found a shiny pebble. You slipped it in your pocket and noticed that your feet slowly lifted off the ground. Surprise! This pebble has special powers! Write about the powers that this pebble contains. How will this pebble change your summer vacation?

---

---

---

---

---

---

---

---

---

---

---

---





# Day 1: Journal Entry

Day 1

---

---

---

---

---

---

---

---

---

---

---

---

---

---

---

---

---

---

---

---

---

---

---

---

---

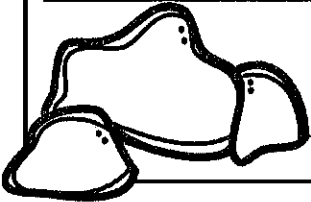
---

---

---

---


---





# Day 2: Story Starter

Day 2




# Day 3: Biography

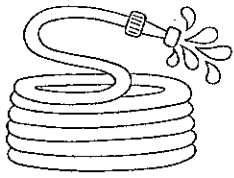
Day 3

A biography tells the true story of another person's life. It includes information from each stage of that person's life. Choose one important person in your life. Fill in the table below. Then write a biography about that person. Remember to start each sentence with a capital letter and end with the correct punctuation.

Person: _____	Relationship: _____
Birthdate: _____	Important events in his/her life: _____
Place of Birth: _____	_____
Education: _____	_____
Significant people in this person's life: _____	_____
_____	_____
_____	_____
Work/Job: _____	_____
_____	_____
_____	_____







# Day 4: Explanatory Essay

Day 4

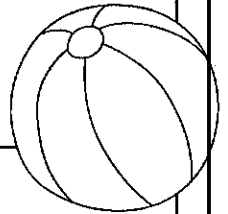
## TOPIC: Your Favorite Summer Game

First, fill in the table below. Then write your explanatory essay. Begin by introducing your favorite summer game. Provide instructions for playing the game, as well as rules and the object of the game. At the end of your essay, summarize the information you presented.

Favorite Summer Game:

Game Instructions:

Concluding Statement:



Begin writing your explanatory essay below and continue on the next page.



Write a newspaper article describing an important event that is happening (or will happen) during your summer vacation. Include details.

Answer questions regarding who, what, when, where, why, and how.

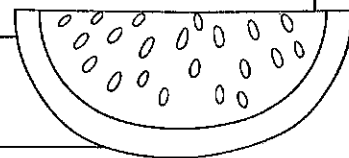
Newspaper:

# Summer Shenanigans

**TOP STORY!**

Date:

Title:



Written By:

Caption:

---

---

---

---

---

---

---

---

---

---

---

---

---

---

---



Title Continued:

[Empty rectangular box for title continuation]

[Five horizontal lines for writing]


[Large empty rectangular box for drawing]

Caption:

[Three horizontal lines for writing]

[Large empty rectangular box for drawing]

Caption:





# Day 6: Descriptive Essay

**TOPIC CHOICES:** DESCRIBE POPCORN  
OR DESCRIBE ICE CREAM



Day 6

Fill in the table below using describing words (adjectives). Then write a descriptive essay about the topic you chose. Remember to include a variety of adjectives to create a clear picture in the reader's mind.

## My Topic:



**What I smell...**



**What I hear...**



**What I taste...**



**What I see...**



**What I feel...**


**Other describing words or phrases:**

---

---

# Day 6: Descriptive Essay

Day 6



---

---

---

---

---

---

---

---

---

---

---

---

---

---

---


---

---

---

---

---



# Day 7: Restaurant Review


Day 7

Review a restaurant you visited recently. Fill in the blanks below.

Name of restaurant: \_\_\_\_\_

Location of restaurant: \_\_\_\_\_

Type of food: \_\_\_\_\_



Give the restaurant a grade from **ONE** to **TEN**.  
 A score of **ONE** means that it was **TERRIBLE**.  
 A score of **TEN** means that it was **FANTASTIC**.  
 A score of **FIVE** means that it was just okay.  
 Mark an "X" on each row to show your score.

Question	1	2	3	4	5	6	7	8	9	10
How did the restaurant look?										
How comfortable was your seat?										
How clean was the restaurant?										
How did the restaurant smell and sound?										
How helpful and friendly was the staff?										
How quickly did you get your food?										
How was the temperature of the food?										
How did the food taste?										
<b>YOUR OVERALL EXPERIENCE</b>										



# Day 8: Journal Entry

Day 8

What is your earliest memory?

Write everything you can remember about it. How old were you? Where were you? What happened? Who was there? How did you feel about it? Why do you think you remember it so well?



---

---

---

---

---

---

---

---

---

---

---

---


---

---

---


---

---



# Day 8: Journal Entry

Day 8



Handwriting practice area consisting of 10 horizontal lines.

Printed text area consisting of 10 horizontal lines.

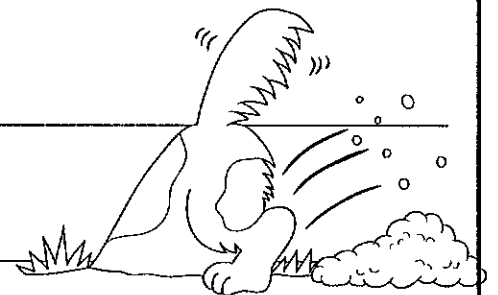
A large, empty rectangular box for drawing or illustration.

# Day 9: Story Starter

Day 9

Finish the story on the lines below.

"SPARKY! SPARKY!" I screamed. Tears began to form in my eyes. Where could he be? As I stumbled further into the backyard, I discovered a hole. It wasn't like all the other holes that Sparky dug in the backyard. This one was so deep that I couldn't even see where it ended. I leaned over to get a better look, my foot slipped, and I fell in.





# Day 9: Story Starter

Day 9

---

---

---

---

---

---

---

---

---

---

---

---

---

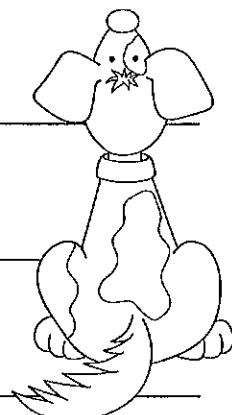
---

---

---

---

---



# Day 10: Opinion Writing

Day 10

Choose one of the topics below. Then fill in the table below. Finally, write an essay that includes your reasons. Remember to Begin each sentence with a capital letter and end each sentence with The correct punctuation.

## Topic Choices:


- Should kids have to read books during their summer vacation?
- Should kids your age be allowed to stay home alone for a few hours?

**Opinion Statement:**

**Reason #1:**


**Reason #2:**

**Reason #3:**



# Day 10: Opinion Writing

Day 10



---

---

---

---

---

---

---

---

---

---

---


---

---

---

---

---



# Day II: Book Report

Day II

Choose a book that you've read recently. Fill in the table below and use that information to write a book report on the next page.

**Book Title:**

**Author:**


**Illustrator:**

**Setting (where did the story take place?):**

**Characters (who is in this story?):**

**Plot (what happened?):**

**Favorite Part:**





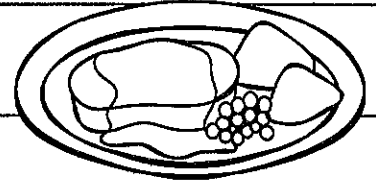
# Day 12: Recipe for a Main Dish

Day 12

Choose one of your favorite SUMMER meals. Ask an adult to help you with the ingredients. Fill in the table below. Use that information to help you write the directions for making this meal on the next page. Use transition words such as first, next, then, and last.

**Name of Dish:** \_\_\_\_\_

**This meal serves** \_\_\_\_\_ **people.**



**Preparation Time:** \_\_\_\_\_ **minutes.**

**Ingredients:**

**Notes:**







# Day 13: Autobiography

Day 13

An autobiography is a story about your own life (written by YOU). Write an autobiography about your life! Use these ideas to help you.

- Date and place of your birth (city, state, and country, for example)
- Names of parents and siblings (as well as ages of siblings)
- Where you grew up
- Pets (types of pets and their names)
- Significant memories or events
  - funny stories
  - places you've visited
  - things you've learned
  - information about your best friends
  - scary moments
  - accomplishments
  - family memories
  - vacations
- Your favorite food, color, game, TV show, movie, activity, sport, or toy growing up
- Your hopes, dreams, and fears for the future



---

---

---

---

---

---


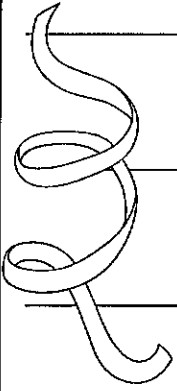
---

---



# Day 13: Autobiography

Day 13



# Day 14: Narrative Writing

Day 14

Narrative writing is a kind of writing that tells a story. It includes:

- CHARACTER(S)- the people or animals in the story
- SETTING- the location of the story
- PLOT- what happened in the story
- CONFLICT- a challenge or problem in the story



Choose **one** of the following topics. Fill in the table below and then write your narrative story.

1. Imagine that you woke up one summer morning to find that you'd switched places with your brother or sister. What would you do? Tell a story about a day in your new life.
2. Pretend that you are sitting on your porch one summer night staring at the moon. Suddenly, the moon begins to speak, "I need your help! Will you please help me?" It says. Write a story about the moon's problem. How do you help the moon?

**Story Title:**

**Characters:**

**Setting:**

**Plot:**

**Conflict:**

# Day 14: Narrative Writing

Day 14

---

---

---

---

---

---

---

---

---

---

---

---

---


---

---

---

---

---



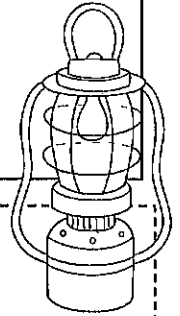





# Day 16: Journal Entry

Day 16

You get to plan a three day camping trip! Yahoo! You only get to bring TEN things with you. Make a list of the things you might want to bring below, then circle the 10 most important things. Next, use the lines to write about each item you chose. Why did you choose it (to keep you safe and healthy or for fun)? Finally, describe what you would do each day.



## Possible Items to Bring:










# Day 17: Story Starter

Day 17



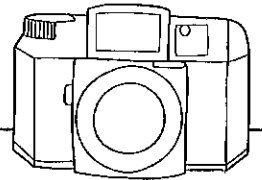
# Day 18: Informative Essay

Day 18

## TOPIC: Your Favorite Zoo Animal

First, fill in the table below. Then write your informative essay. Begin by introducing your favorite zoo animal. Provide facts and supporting details about the animal you chose. Write a closing paragraph that summarizes the information you presented.

FAVORITE ZOO ANIMAL:



Animal Facts:

Concluding Statement:

Begin writing your informative essay below and continue on the next page.



# Day 19: Packing Lists

Day 19

**Packing Lists:** Where are you going this summer?

Use each space to create a packing list for an adventure. You could make a packing list for a night over with a friend, a weekend getaway to grandma's house, a trip to the beach with your family, or a one-day trip to the lake.

**Destination:** \_\_\_\_\_

**Length of Stay:** \_\_\_\_\_


**List of Items:**



**Destination:** \_\_\_\_\_

**Length of Stay:** \_\_\_\_\_

**List of Items:**



# Day 19: Packing Lists

Day 19

Destination: \_\_\_\_\_


Length of Stay: \_\_\_\_\_

List of Items:

Destination: \_\_\_\_\_

Length of Stay: \_\_\_\_\_

List of Items:



# Day 20: How-to Essay

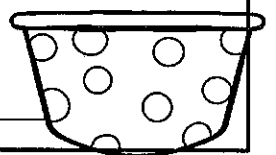

Day 20

**HOW-TO ESSAY TOPIC:** HOW TO MAKE THE BEST COLD SUMMER TREAT

You get to choose the cold treat. Some options might include a snow cone, a banana split, or the world's best ice cream sandwich. Fill in the table below and write your how-to essay on the lines. Remember to use transition words such as first, next, then, and last.

**Summer Treat:**

**Supplies:**











# Day 21: Descriptive Essay

**TOPIC CHOICES:** A SUMMER RAINSTORM OR  
A WALK ON THE BEACH

Fill in the table below using describing words (adjectives). Then write a descriptive essay about the topic you chose. Remember to include a variety of adjectives to create a clear picture in the reader's mind.

<b>My Topic:</b>	
 <b>What I smell...</b>	 <b>What I hear...</b>
 <b>What I taste...</b>	 <b>What I see...</b>
 <b>What I feel...</b>	<b>Other describing words or phrases:</b>





# Day 21: Descriptive Essay

Day 21

---

---

---

---

---

---

---

---

---

---

---

---

---

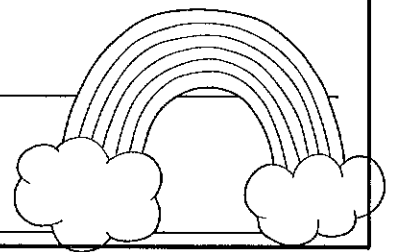
---

---

---

---

---



Who is your real life hero? Think about someone who has made a big difference in your life. Describe this person and all the ways that he/she has helped you or others.


Newspaper:

# The Hero Herald

Hear ye! Hear ye!

Date:

Title:



Written By: \_\_\_\_\_

---

---

---

---

---

---

---

---

---

---

Caption:

---

---

---

Title Continued:

[Empty rectangular box for title continuation]

[Five horizontal lines for writing]


[Large empty rectangular box for drawing]

Caption:

[Three horizontal lines for writing]

[Large empty rectangular box for drawing]

Caption:




# Day 23: Opinion Writing

Day 23

Choose one of the topics below. Next, fill in the table. Finally, write an essay that includes your reasons. Remember to begin each sentence with a capital letter and end each sentence with the correct punctuation.

## Topic Choices:

- What is the best sport to play in the summer?
- What is the best season (winter, spring, summer, or fall)?

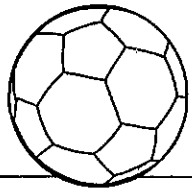


**Opinion Statement:**

**Reason #1:**

**Reason #2:**

**Reason #3:**



# Day 23: Opinion Writing

Day 23

---

---

---

---

---

---

---

---

---

---

---

---

---

---

---


---

---

---

---

---





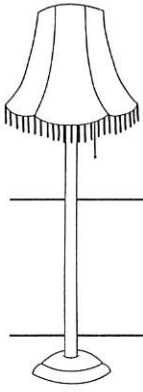






# Day 25: Story Starter

Day 25



---

---

---

---

---

---

---

---

---

---

---

---

---

---

---

---

---

---



# Day 26: Book Report

Day 26

Choose a book that you've read recently. Fill in the table below and use that information to write a book report on the next page.

**Book Title:**

**Author:**


**Illustrator:**

**Setting (where did the story take place?):**

**Characters (who is in this story?):**



**Plot (what happened?):**

**Favorite Part:**




# Day 26: Book Report

Day 26



# Day 27: Narrative Writing

Day 27



Narrative writing is a kind of writing that tells a story. It includes:

- CHARACTER(S)- the people, or animals in the story
- SETTING- the location of the story
- PLOT- what happened in the story
- CONFLICT- a challenge or problem in the story

Chose **one** of the following topics. Fill in the table below and then write your narrative story.

1. Imagine you found out there was an entire city under the ground. The only way to get there is through a secret passageway. Tell a story about the creatures living there.
2. Pretend that you have your own personal robot. Write a story about an adventure with your robot. What can your robot do that your best friend(s) can't do? What can your friend(s) do that your robot can't do?

**Story Title:**

**Characters:**


**Setting:**

**Plot:**

**Conflict:**

# Day 27: Narrative Writing

Day 27



# Day 28: A Recipe for Dessert

Day 28


Choose one of your favorite SUMMER desserts (such as pie, cake, or cobbler). Ask an adult to help you with the ingredients. Fill in the table below. Use that information to help you write the directions for making this dessert on the next page. Use transition words such as first, next, then, and last.

Name of Dish: \_\_\_\_\_


This dessert serves \_\_\_\_\_ people.

Preparation Time: \_\_\_\_\_ minutes.

Ingredients:



Notes:



# Day 28: A Recipe for Dessert

Day 28

Directions:

---

---

---

---

---

---

---

---


---

---









# Day 29: Story Starter

Day 29

---

---

---

---

---

---

---

---

---

---

---

---

---

---


---


---

# Day 30: Journal Entry

Day 30

Imagine that you get to go back to a time in your past. What time would you choose? Why? Who was there? What happened? Would you do anything different this time around? Use details to explain what that moment might be like the second time around.





# Day 30: Journal Entry

Day 30

---

---

---

---

---

---

---

---

---

---

---

---

---

---

---

---